




































































































**WTOC 2011****2011-08-16 to 2011-08-17**

Class: Open		08-16			08-17			Total		
Name	Clubb	Points	Sec	Plac	Points	Sec	Plac	Points	Sec	
1	KONTKANEN Lauri	 FINLAND	21	21.5	11	22	27	1	43	48.5
2	RUSANEN Antti	 FINLAND	22	46	7	21	39	5	43	85
3	TISLJAR Ivo	 CROATIA	22	51.5	8	21	63.5	7	43	115
4	LESTINSKY Tomas	 CZECH REPUBLIC	21	29	12	21	31	4	42	60
5	KIMURA Haruo	 JAPAN	21	29.5	13	21	92	9	42	121.5
6	BIRO Fruzsina	 HUNGARY	20	105	27	22	68	2	42	173
7	WAHLGREN Lennart	 SWEDEN	22	37	6	19	33	22	41	70
8	HOLLINGER Wilbert	 IRELAND	21	41	14	20	40	11	41	81
9	MADELLA Remo	 ITALY	21	44	15	20	44	12	41	88
10	KEWLEY John	 GREAT BRITAIN	22	26	3	19	82.5	25	41	108.5
11	GERDTMAN Stig	 SWEDEN	20	81	24	21	46	6	41	127
12	FREDHOLM Martin	 SWEDEN	22	20	2	19	109	29	41	129
13	MICHELOTTI Guido	 ITALY	21	66	16	20	66	14	41	132
14	JULLUM Martin	 NORWAY	20	78	23	21	69	8	41	147
15	TURTO Jari	 FINLAND	22	95	9	19	72.5	24	41	167.5
16	GIESELER Christian	 GERMANY	22	35	5	19	147	31	41	182
17	RUKSANE Zita	 LATVIA	20	31	19	20	58	13	40	89
18	LAISEV Aleksei	 ESTONIA	21	16	10	19	86.5	26	40	102.5
19	KROG SCHULZ Maria	 DENMARK	20	83	25	20	97	18	40	180
20	STRAUBE Anne	 GERMANY	20	134	28	20	100.5	19	40	234.5
21	KERESTES Krešo	 SLOVENIA	22	18	1	17	26	40	39	44
22	FORST Libor	 CZECH REPUBLIC	20	32	20	19	48	23	39	80
23	WIKSELL Marit	 SWEDEN	20	74	22	19	14	21	39	88
24	MANKUS Guntars	 LATVIA	22	33.5	4	17	56	41	39	89.5
25	KACIN Emil	 SLOVENIA	19	88.5	37	20	87	16	39	175.5
26	STRAUBE Hanka	 GERMANY	19	110	38	20	95	17	39	205
27	SLOVAK Miroslav	 CZECH REPUBLIC	20	28	18	18	98.5	38	38	126.5
28	ØIEN Geir Myhr	 NORWAY	19	49	32	19	94.5	28	38	143.5
29	DITCHFIELD Ian	 GREAT BRITAIN	19	73	34	19	92	27	38	165
30	BERTOL Ivica	 CROATIA	20	87	26	18	83.5	35	38	170.5
31	WAALER Lars Jakob	 NORWAY	16	15.5	50	21	14	3	37	29.5
32	VOGELIUS Vibeke	 DENMARK	19	41.5	31	18	42.5	34	37	84
33	KYRYCHENKO Vitaliy	 UKRAINE	19	21	29	18	86.5	36	37	107.5
34	CHERNYSH Tetiana	 UKRAINE	18	40.5	40	19	113	30	37	153.5
35	PEREIRA Nadine	 FRANCE	20	58.5	21	17	163	46	37	221.5
36	YAMAGUCHI Takuya	 JAPAN	17	152	49	20	122.5	20	37	274.5
37	CERESER Elvio	 ITALY	18	85.5	44	19	193	33	37	278.5
38	HORJAN Zdenko	 CROATIA	16	95	53	20	24.5	10	36	119.5
39	ILYUSHIN Alexander	 RUSSIA	18	81.5	43	18	105	39	36	186.5
40	HEIKOOP Mark	 NETHERLANDS	19	22	30	16	80	48	35	102
41	GAIDELIS Janis	 LATVIA	18	58	42	17	62	42	35	120
42	OPANASENKO Mykola	 UKRAINE	19	75	35	16	46	47	35	121
43	LARSEN Lars Ole	 DENMARK	18	42	41	17	93	44	35	135
44	DODIER Rodolphe	 FRANCE	19	53.5	33	16	113.5	51	35	167
45	OKUBO Yusuke	 JAPAN	18	100	46	17	92.5	43	35	192.5
46	AHLWEDE Karl M.	 UNITED STATES OF AMERICA	14	85	57	20	84	15	34	169
47	CIZEK Timi	 SLOVENIA	16	107	54	18	89	37	34	196
48	EBRIGHT Richard Y.	 UNITED STATES OF AMERICA	19	84.5	36	14	162	57	33	246.5
49	CRAWFORD Sharon	 UNITED STATES OF AMERICA	16	129	55	17	120	45	33	249
50	MILIAUSKAITE Grita	 LITHUANIA	14	181	58	19	170	32	33	351
51	KOVALCSIK István	 HUNGARY	16	22	51	16	90	50	32	112
52	HUGUET Carine	 FRANCE	18	110	47	14	39	53	32	149
53	STYUNINA Nataliya	 RUSSIA	18	23.5	39	14	146	56	32	169.5
54	GARTSIDE Alan	 IRELAND	17	84.5	48	14	92	55	31	176.5
55	MUNILLA Roberto	 SPAIN	18	97	45	13	161.5	60	31	258.5
56	BUTRIMAS Evaldas	 LITHUANIA	16	44	52	14	196	59	30	240
57	ZIELCZYNSKI Piotr	 POLAND	16	129	55	13	194	61	29	323
58	TAN Xiaoping	 CHINA	14	202	59	15	175	52	29	377
59	NUZHNYI Viacheslav	 RUSSIA	10	147.5	63	16	87	49	26	234.5
60	KEIGHLEY Dick	 GREAT BRITAIN	12	178	60	14	191.5	58	26	369.5
61	ROBILOTTA Winston	URUGUAY	11	82	61	14	90.5	54	25	172.5
62	ZIELCZYNSKA Julia	POLAND	11	126.5	62	11	90.5	62	22	217
63	LIEKMANIS Evaldas	LITHUANIA	20	26	17	0	0	64	20	26
64	ZHAO Dong	CHINA	9	171	64	9	176.5	63	18	347.5

Programming by Martin Fredholm

# WTOC 2011

















2011-08-16 to 2011-08-17

Class: Paralympic		08-16			08-17			Total		
Name	Clubb	Points	Sec	Plac	Points	Sec	Plac	Points	Sec	
1	KUCHERENKO Dmitry	 RUSSIA	21	20	1	19	38	11	40	58
2	SAXTORPH Soren	 DENMARK	19	38	10	21	26	1	40	64
3	GUNNARSSON Inga	 SWEDEN	20	94	7	20	20	2	40	114
4	JANSSON Ola	 SWEDEN	21	100.5	4	19	23	7	40	123.5
5	ASK Arne	 NORWAY	21	85	3	19	40	12	40	125
6	JOHANSSON Michael	 SWEDEN	20	49	6	19	14.5	6	39	63.5
7	SEPPA Pekka	 FINLAND	20	48	5	19	45	13	39	93
8	PINOLA Kari	 FINLAND	18	27	14	20	35	4	38	62
9	BORISENKOVA Marina	 RUSSIA	19	35	9	19	34	10	38	69
10	KOSTOVA Jana	 CZECH REPUBLIC	18	23	13	20	53	5	38	76
11	KARLSSON Rolf	 SWEDEN	21	23	2	17	100	21	38	123
12	SURKOV Yegor	 UKRAINE	19	26	8	18	27	16	37	53
13	LAZINSKIENE Laima	 LITHUANIA	16	44.5	21	20	29	3	36	73.5
14	KULIKOVA Iryna	 UKRAINE	19	63	12	17	98	20	36	161
15	CROSBY John	 GREAT BRITAIN	17	25	16	19	181.5	15	36	206.5
16	HULKA Bohuslav	 CZECH REPUBLIC	17	121	18	18	33	17	35	154
17	JAKUBOVSKIS Guntis	 LATVIA	15	21	22	19	33.5	9	34	54.5
18	SHMATOV Pavel	 RUSSIA	15	29	23	19	30.5	8	34	59.5
19	CIZEK Niko	 SLOVENIA	15	101	27	19	47	14	34	148
20	OVESEN Knut	 NORWAY	17	143	19	17	130	22	34	273
21	POZNIANSKYI Vladyslav	 UKRAINE	17	41	17	16	41	23	33	82
22	MANTYNIEMI Matti	 FINLAND	19	43	11	14	99	25	33	142
23	SULCS Andrejs	 LATVIA	18	89	15	13	83	27	31	172
24	KIJIMA Hideto	 JAPAN	16	25	20	15	166	24	31	191
25	SIMKOVIC Tadeus	 LITHUANIA	14	162	28	17	55	19	31	217
26	LAABER Miksa	 HUNGARY	12	112	30	17	49	18	29	161
27	PETERSEN Jahn	 DENMARK	15	30	24	13	52	26	28	82
28	STRODS Valdis	 LATVIA	15	94	26	13	127	28	28	221
29	DVORSKY Boris	 CZECH REPUBLIC	15	56	25	12	165	30	27	221
30	GAVRILOVAS Borisas	 LITHUANIA	11	21	31	12	98	29	23	119
31	TOTH Anna	 HUNGARY	11	85.5	32	11	91	31	22	176.5
32	KLIPFEL Serge	 FRANCE	10	32	33	10	156	34	20	188
33	LUDWICZAK Agata	 POLAND	10	142	36	10	139	33	20	281
34	MORI Nagamitsu	 JAPAN	10	134	35	9	126	35	19	260
35	TAKAYANAGI Nobuyuki	 JAPAN	7	60	37	11	111	32	18	171
36	ROSSI SARION Ghislaine	 FRANCE	12	37	29	6	156	37	18	193
37	CAFFERTY Glen L.	 UNITED STATES OF AMERICA	10	92	34	8	173	36	18	265
38	IMINOVA Aziza	 KYRGYZSTAN	5	153	38	3	163	38	8	316
39	YEKENEVICZ Catherine A.	 UNITED STATES OF AMERICA	0	120	39	0	120	39	0	240

Programming by Martin Fredholm

# WTOC 2011 - Team

Wednesday, August 17, 2011

	Name	Team / Club	Result		Team result	
			Points	Sec	Points	Sec
1	KONTKANEN Lauri	 FINLAND	22	30	62	95.5
	RUSANEN Antti		21	26		
	SEPPA Pekka		19	39.5		
2	WAALER Lars Jakob	 NORWAY	21	13	61	70
	JULLUM Martin		21	23		
	ASK Arne		19	34		
3	GERDTMAN Stig	 SWEDEN	21	24	60	77
	FREDHOLM Martin		20	12		
	JANSSON Ola		19	41		
4	KEWLEY John	 GREAT BRITAIN	20	26	60	205
	DITCHFIELD Ian		20	68		
	CROSBY John		20	111		
5	SAXTORPH Soren	 DENMARK	21	32	59	170
	KROG SCHULZ Maria		20	85		
	VOGELIUS Vibeke		18	53		
6	KIMURA Haruo	 JAPAN	21	70	59	213.5
	YAMAGUCHI Takuya		21	90		
	KIJIMA Hideto		17	53.5		
7	LESTINSKY Tomas	 CZECH REPUBLIC	21	29	58	129.5
	FORST Libor		19	31.5		
	HULKA Bohuslav		18	69		
8	KACIN Emil	 SLOVENIA	21	31.5	57	80.5
	CIZEK Niko		19	36		
	KERESTES Krešo		17	13		
9	BORISENKOVA Marina	 RUSSIA	19	31	56	177.5
	ILYUSHIN Alexander		19	33		
	KUCHERENKO Dmitry		18	113.5		
10	RUKSANE Zita	 LATVIA	20	46	55	177.5
	JAKUBOVSKIS Guntis		18	103.5		
	MANKUS Guntars		17	28		
11	BIRO Fruzsina	 HUNGARY	22	56.5	54	274.5
	KOVALCSIK István		16	99		
	LAABER Miksa		16	119		
12	KYRYCHENKO Vitaliy	 UKRAINE	19	30.5	52	173
	SURKOV Yegor		17	106		
	OPANASENKO Mykola		16	36.5		
13	PEREIRA Nadine	 FRANCE	18	45	42	224.5
	DODIER Rodolphe		17	56		
	ROSSI SARION Ghislaine		7	123.5		
14	CRAWFORD Sharon	 UNITED STATES OF AMERICA	17	114	41	238.5
	EBRIGHT Richard Y.		15	82		
	CAFFERTY Glen L.		9	42.5		
15	ZIELCZYNSKI Piotr	 POLAND	15	50	37	252
	LUDWICZAK Agata		11	87		
	ZIELCZYNSKA Julia		11	115		
16	LAZINSKIENE Laima	 LITHUANIA	19	86	36	162
	SIMKOVIC Tadeus		17	76		
	LIEKMANIS Evaldas		0	0		

Programming by Martin Fredholm